

BEFORE

Strategic Directions

Agenda

- Welcome from Dean Dana Rooks
- Introduce Steering Committee members
- Overview of the Strategic Directions process
- Timeline of the process
- Communication
- Q&A

Steering Committee Members

- Anne Mitchell, Chair
- Michelle Boulé
- Karen Coombs
- Lee Hilyer
- John Lehner
- Yolanda Rodriguez
- Audrey Taylor
- Linda Thompson
- Consultant: Kathryn Deiss

Process Overview

- Look at the landscape
 - Hot topics in higher education and libraries
 - UH strategic plan
- Gather internal information
 - Meet with departments and committees
 - Brainstorm as a committee
 - Individual feedback

Process Overview

- Analyze our discoveries
 - Study the information we have gathered
 - Where are we?
- Identify critical opportunities and challenges
 - Look for issues that surface repeatedly or dovetail with one another

Process Overview

- Articulate a vision for the Libraries
 - Where do we want to be in three years?
- Identify “strategic directions”
 - How do we get from here to there?
 - Take advantage of opportunities
 - Successfully meet challenges

Timeline

- January-February 2006
 - Meet with committees and departments
 - Brainstorm as a committee
 - Analyze our data
- March 2006
 - Identify critical opportunities and challenges
- April 2006
 - Vision for our 3-year horizon

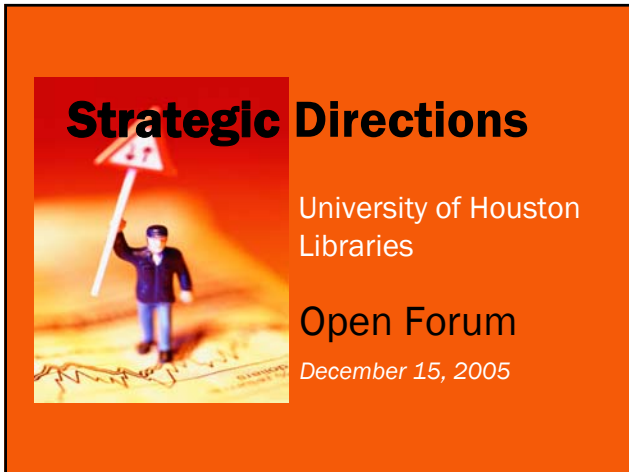
Timeline

- May-June 2006
 - Identify strategic directions for the Libraries
 - June 30 completion date
- July 2006-???

Communication

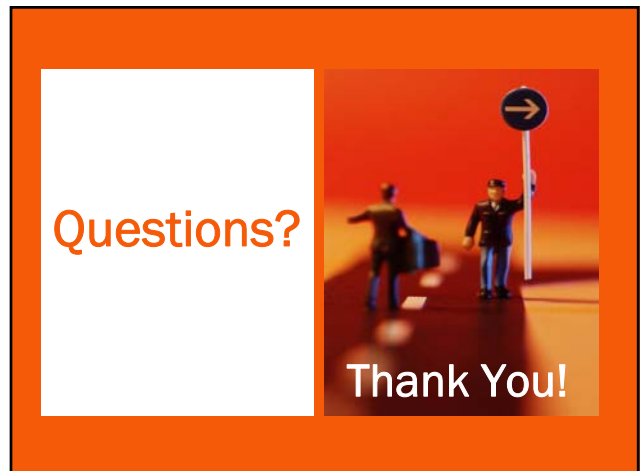
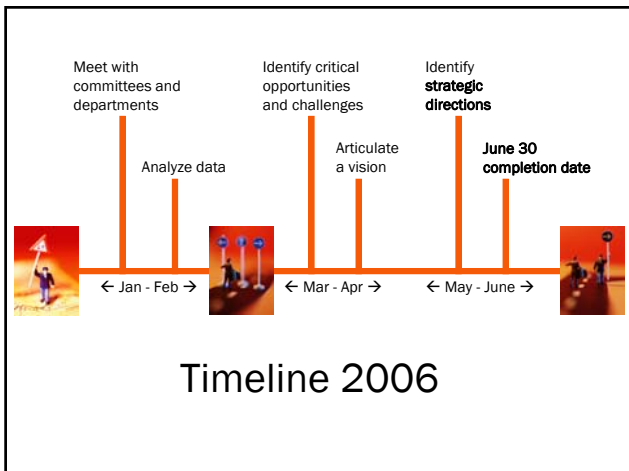
- Strategic Directions Blog
 - <http://weblogs.lib.uh.edu/weblogs-p/stratdir/>
 - Use this site to keep up with our activities
- Email
 - For important announcements and documents
- Open meetings
 - When moving from one stage to the next
- Department meetings
- Individual communication

AFTER



Strategic Directions
University of Houston Libraries
Open Forum
December 15, 2005

The poster features a miniature figure of a person in a dark jacket and blue pants standing on a large map of the United States. The figure is holding a white signpost with a red triangle and a white arrow pointing upwards. The background is a gradient of orange and red.



Questions?

Thank You!

The slide features a miniature figure of a person in a dark jacket and blue pants standing next to a signpost with a blue circle and a white arrow pointing right. The background is a gradient of orange and red.